



# Littleton Public Schools

Grades 9-12  
Fall 2024



Report created by  
Panorama Education



# Summary

Topic Description	Results	Benchmark
Cultural Awareness and Action	<p><b>67%</b></p> <p>▲ 3 since last survey</p>	
Drug, Alcohol & Tobacco Use (custom)	<p><b>78%</b></p>	
Engagement	<p><b>65%</b></p> <p>▲ 1 since last survey</p>	
Health and wellness (custom)	<p><b>71%</b></p> <p>▼ 2 since last survey</p>	
Mental health (custom)	<p><b>75%</b></p> <p>▲ 2 since last survey</p>	
School Climate and Culture	<p><b>74%</b></p> <p>▼ 1 since last survey</p>	
School Safety and Bullying	<p><b>77%</b></p> <p>▼ 6 since last survey</p>	
<p><b>Sense of Belonging</b></p> <p>How much students feel that they are valued members of the school community.</p>	<p><b>77%</b></p> <p>▲ 2 since last survey</p>	



### Supportive Relationships

How supported students feel through their relationships with friends, family, and adults at school.

**84%**

▲ 1

since last survey



60th - 79th percentile compared to others nationally

### Teacher-Student Relationships

How strong the social connection is between teachers and students within and beyond the classroom.

**52%**

▲ 1

since last survey



0th - 19th percentile compared to others nationally

2,789 responses



# Cultural Awareness and Action

Your average

# 67%

2,789 responses

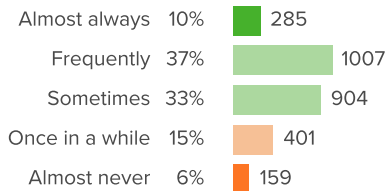
Change

# ▲ 3

since last survey

## How did people respond?

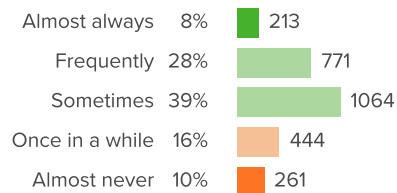
**Q.1: How often do teachers encourage you to learn about people from different races, ethnicities, or cultures?**



▲ 5 from last survey

Favorable: **80%**

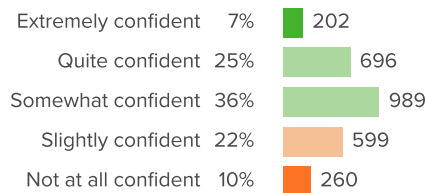
**Q.2: How often do you think about what someone of a different race, ethnicity, or culture experiences?**



▲ 0 from last survey

Favorable: **74%**

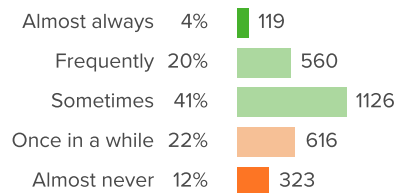
**Q.3: How confident are you that students at your school can have honest conversations with each other about race?**



▲ 2 from last survey

Favorable: **69%**

**Q.4: At your school, how often are you encouraged to think more deeply about race-related topics?**

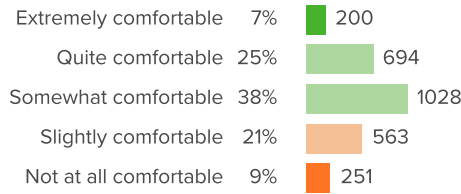


▲ 4 from last survey

Favorable: **66%**

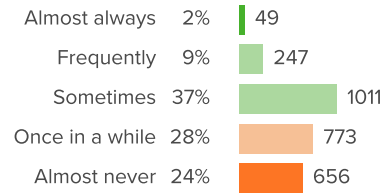


**Q.5: How comfortable are you sharing your thoughts about race-related topics with other students at your school?**



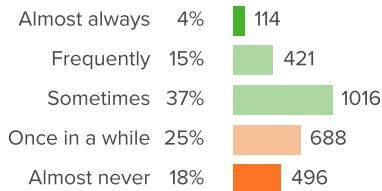
▲ 1 from last survey Favorable: **70%**

**Q.6: How often do students at your school have important conversations about race, even when they might be uncomfortable?**



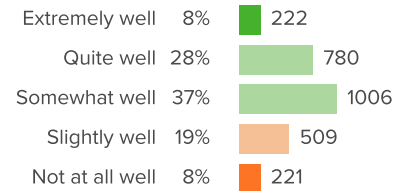
▲ 6 from last survey Favorable: **48%**

**Q.7: When there are major news events related to race, how often do adults at your school talk about them with students?**



▲ 1 from last survey Favorable: **57%**

**Q.8: How well does your school help students speak out against racism?**



▲ 6 from last survey Favorable: **73%**



# Drug, Alcohol & Tobacco Use (custom)

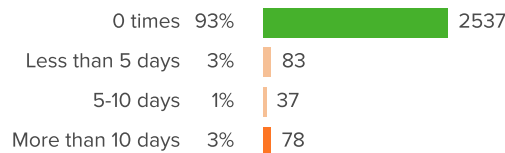
Your average

# 78%

2,789 responses

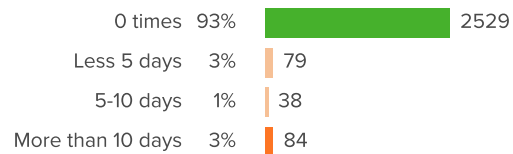
## How did people respond?

**Q.1: During the past 30 days, how many days have you used tobacco/nicotine products (cigarettes, pouches, chewing tobacco, etc.)?**



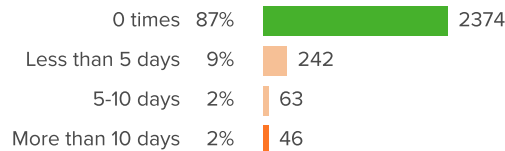
Favorable: **93%**

**Q.2: During the past 30 days, how many days have you used electronic vape products?**



Favorable: **93%**

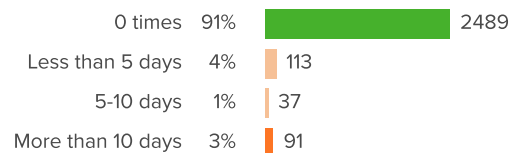
**Q.3: During the past 30 days, how many days have you had at least one drink of alcohol?**



▲ 3 from last survey

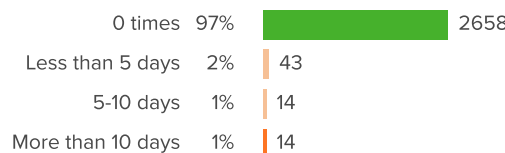
Favorable: **87%**

**Q.4: During the past 30 days, how many days have you used marijuana/THC products (this includes smoking, consuming edibles, and cartridges/vaping, dabbing, tinctures etc.)?**



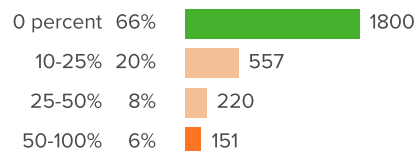
Favorable: **91%**

**Q.5: During the past 30 days, how many days have you used medication that was not prescribed to you or used it not as directed with the intention of getting of high (this includes over the counter medication and prescription medication)?**



Favorable: **97%**

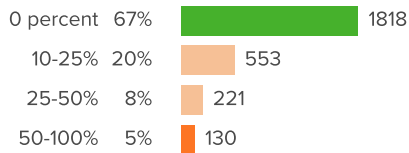
**Q.6: What percentage of your friends use marijuana/THC products on at least a weekly basis?**



Favorable: **66%**



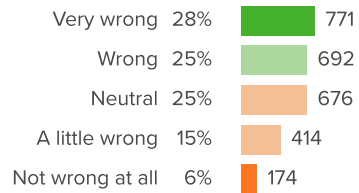
**Q.7: What percentage of your friends drink alcohol on at least a weekly basis?**



▼ 21 from last survey

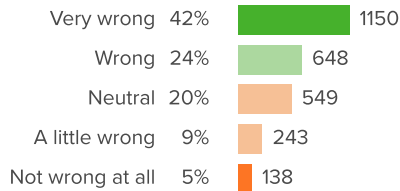
Favorable: **67%**

**Q.8: How wrong do you think it is for someone your age to drink alcohol?**



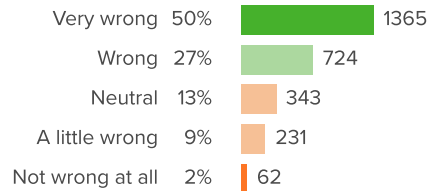
Favorable: **54%**

**Q.9: How wrong do you think it is for someone your age to use marijuana?THC products?**



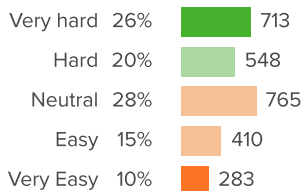
Favorable: **66%**

**Q.10: How wrong do your parents or guardians feel it would be for you to drink alcohol?**



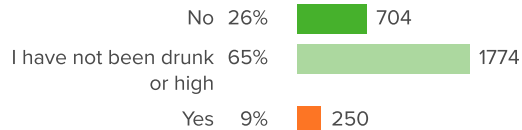
Favorable: **77%**

**Q.11: If you wanted alcohol, marijuana, nicotine or electronic vape products or any other drugs, how easy would it be to get on school property?**



Favorable: **46%**

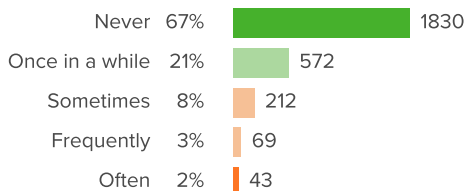
**Q.12: Have you ever done anything while drunk or high that you later regretted?**



▼ 1 from last survey

Favorable: **91%**

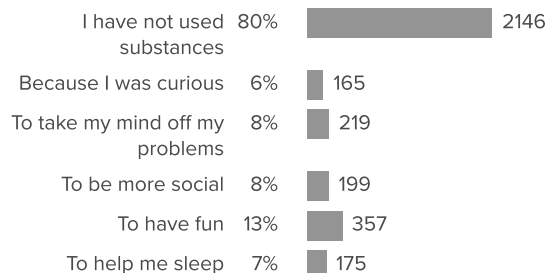
**Q.13: How often do you see students driving or riding in a car or other vehicle while under the influence of drugs or alcohol?**



▼ 1 from last survey

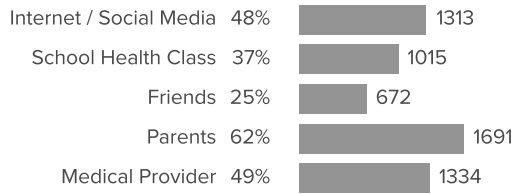
Favorable: **88%**

**Q.14: If you used alcohol, marijuana or other drugs in the past 12 months, what are the reasons you used them? (Check all that apply)**





**Q.15: Where would you go for the best information about the risks of drugs and alcohol? (Check all that apply)**







# Engagement

Your average

# 65%

2,789 responses

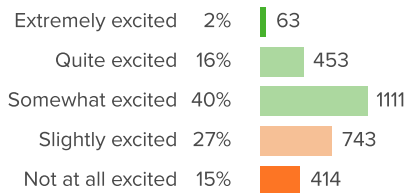
Change

# ▲ 1

since last survey

## How did people respond?

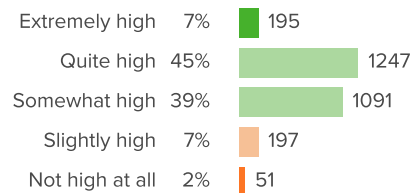
### Q.1: How excited are you about going to your classes?



▲ 1 from last survey

Favorable: **58%**

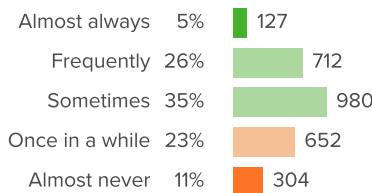
### Q.2: Overall, how high are your teachers' expectations of you?



▲ 2 from last survey

Favorable: **91%**

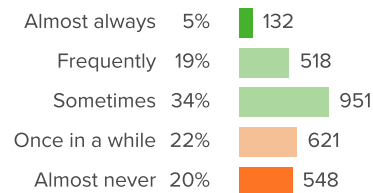
### Q.3: How often do you have opportunities to demonstrate your understanding in a way that's different from a test or quiz?



▲ 1 from last survey

Favorable: **66%**

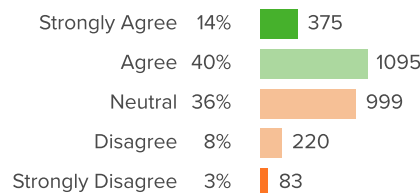
### Q.4: Have you had an opportunity to make a difference at your school about something that matters to you?



▲ 8 from last survey

Favorable: **58%**

### Q.5: My school tries to involve all families in school activities.



▲ 6 from last survey

Favorable: **53%**



# Health and wellness (custom)

Your average

# 71%

2,789 responses

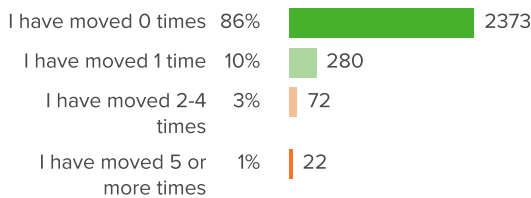
Change

# ▼ 2

since last survey

## How did people respond?

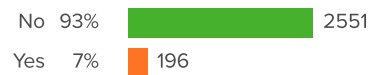
**Q.1: During the past 12 months, how many times have you moved?**



▲ 1 from last survey

Favorable: **97%**

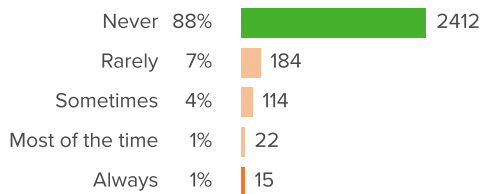
**Q.2: During the past 12 months, have you or your family worried about a place to live?**



▲ 1 from last survey

Favorable: **93%**

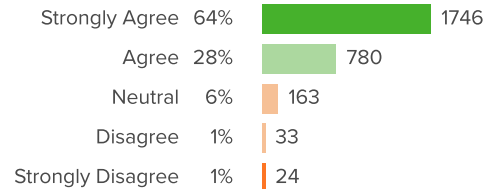
**Q.3: During the past 30 days, how often did you go hungry because there was not enough food in your home?**



▲ 0 from last survey

Favorable: **88%**

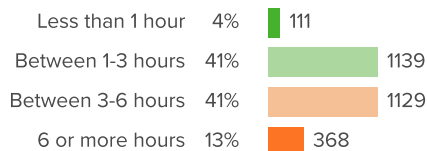
**Q.4: My family expects me to attend school every day.**



▲ 0 from last survey

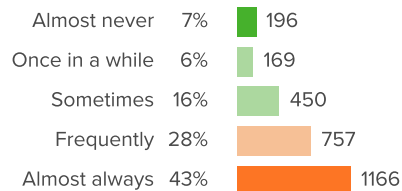
Favorable: **92%**

**Q.5: During a typical day, how many hours do you spend on a media device for a purpose other than homework (for example phone, gaming system, computer, laptop/tablet)?**



Favorable: **46%**

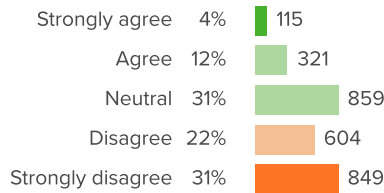
**Q.6: How often can you use your phone, computer or other media devices without any rules by your parents/guardians?**



Favorable: **30%**

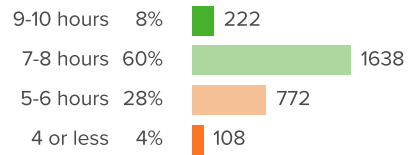


**Q.7: The new cell phone policy has improved the school environment.**



Favorable: **47%**

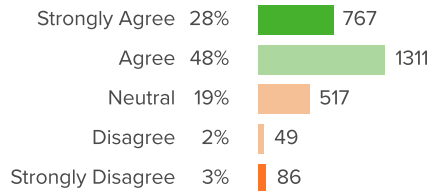
**Q.8: On an average school night, how many hours of sleep do you get?**



▲ 2 from last survey

Favorable: **68%**

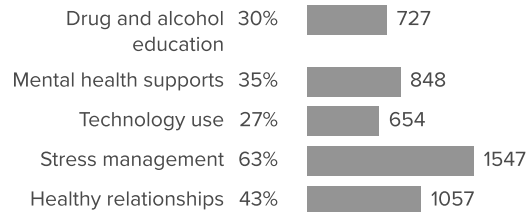
**Q.9: I have the knowledge and resources to keep myself safe in relationships.**



▼ 1 from last survey

Favorable: **76%**

**Q.10: I would like my school to help me learn more about the following (Check all that apply):**





# Mental health (custom)

Your average

# 75%

2,789 responses

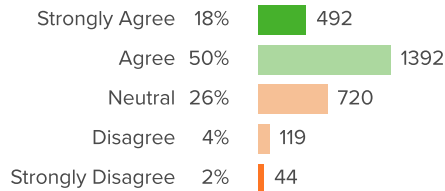
Change

# ▲ 2

since last survey

## How did people respond?

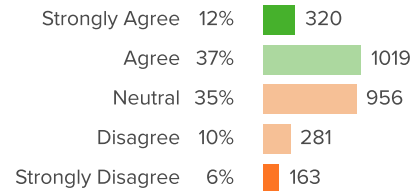
### Q.1: I feel safe at my school.



▼ 1 from last survey

Favorable: **68%**

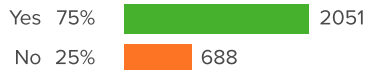
### Q.2: I feel safe to express who I am at my school.



▲ 1 from last survey

Favorable: **49%**

### Q.3: I would tell an adult at school if I was worried about my safety.



▲ 1 from last survey

Favorable: **75%**

### Q.4: I would tell an adult at school if I was worried about a friend's safety.



▲ 0 from last survey

Favorable: **87%**

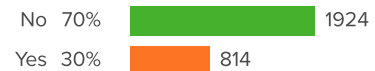
### Q.5: I would feel comfortable seeking help for my mental health at school.



▲ 3 from last survey

Favorable: **58%**

### Q.6: During the past 12 months, did you ever feel so sad or hopeless, almost every day for two weeks or more in a row, that you stopped doing some usual activities?

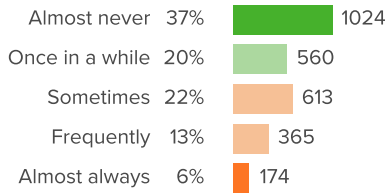


▲ 3 from last survey

Favorable: **70%**

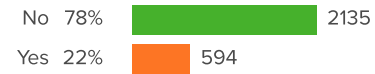


**Q.7: During the last 12 months, how often does feeling sad, hopeless, worried or anxious prevent you from wanting to come to school?**



▲ 0 from last survey Favorable: **58%**

**Q.8: During the past 12 months, have you been concerned enough about your weight or body image that you have engaged in self-destructive behaviors?**



▲ 2 from last survey Favorable: **78%**

**Q.9: During the past 12 months, have you ever hurt or injured yourself on purpose (without meaning to end your life)?**



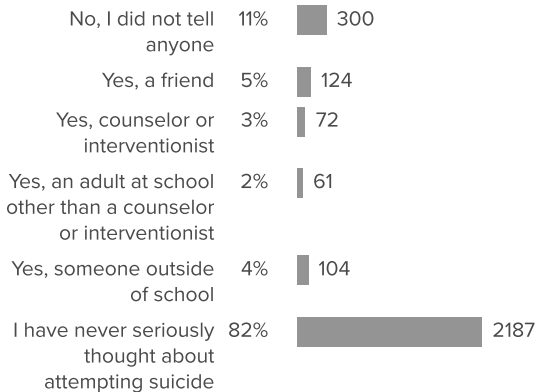
▲ 2 from last survey Favorable: **89%**

**Q.10: During the past 12 months, have you ever seriously considered attempting suicide?**

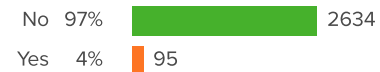


▲ 1 from last survey Favorable: **91%**

**Q.11: During the past 12 months, if you have ever seriously thought about attempting suicide, did you tell anyone about these thoughts? (check all that apply)**



**Q.12: During the past 12 months, have you ever attempted suicide?**



▲ 0 from last survey Favorable: **97%**



# School Climate and Culture

Your average

# 74%

2,789 responses

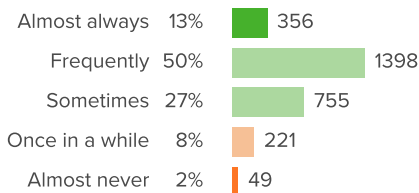
Change

# ▼ 1

since last survey

## How did people respond?

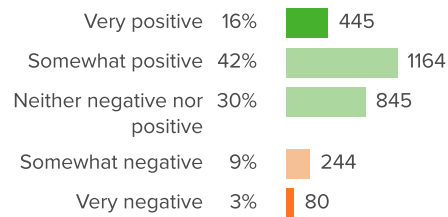
### Q.1: How often do your teachers seem excited to be teaching your classes?



▲ 0 from last survey

Favorable: **90%**

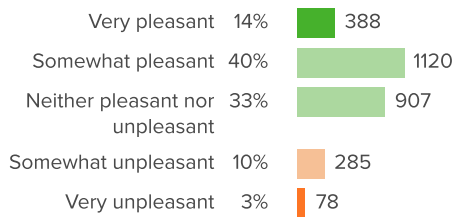
### Q.2: How positive or negative is the energy of the school?



▲ 2 from last survey

Favorable: **88%**

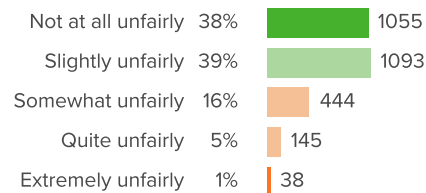
### Q.3: How pleasant or unpleasant is the physical space at your school?



▲ 1 from last survey

Favorable: **87%**

### Q.4: At your school, how unfairly do the adults treat the students?

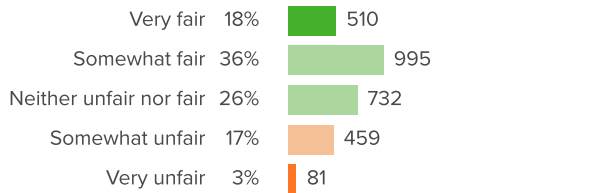


▲ 0 from last survey

Favorable: **77%**

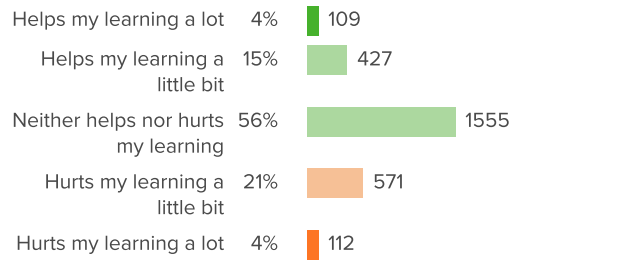


**Q.5: How fair or unfair are the rules for the students at your school?**



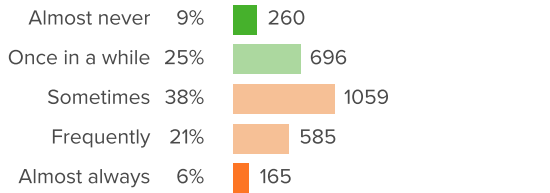
▲ 1 from last survey Favorable: **81%**

**Q.6: At your school, how much does the behavior of other students hurt or help your learning?**



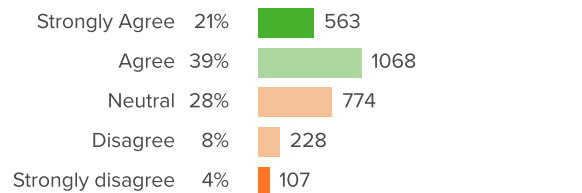
▼ 1 from last survey Favorable: **75%**

**Q.7: How often are people disrespectful to others at your school?**



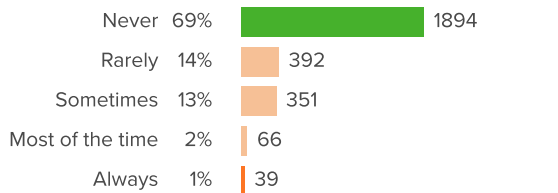
▲ 4 from last survey Favorable: **35%**

**Q.8: Students at my school are respected and valued regardless of race/ethnicity, gender identity/expression, sexual orientation, income level, learning differences, or any other differences.**



Favorable: **60%**

**Q.9: During the past 12 months, how often have you been treated differently at school because of your race or ethnicity?**



▼ 2 from last survey Favorable: **69%**



# School Safety and Bullying

Your average

# 77%

2,789 responses

Change

# ▼ 6

since last survey

## How did people respond?

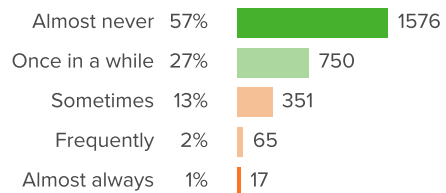
**Q.1: I know what to do in case of an emergency at my school.**



▲ 0 from last survey

Favorable: **96%**

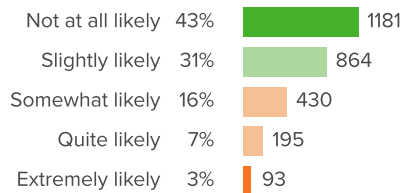
**Q.2: How often do students get into physical fights at your school?**



▲ 1 from last survey

Favorable: **84%**

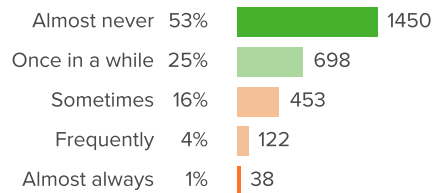
**Q.3: How likely is it that someone from your school will bully you online?**



▲ 4 from last survey

Favorable: **74%**

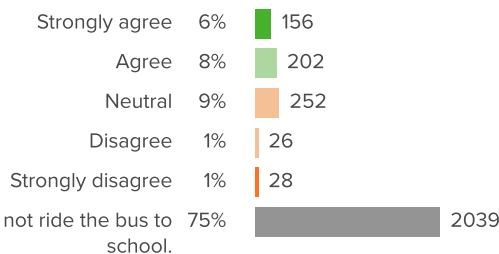
**Q.4: How often do you worry about violence at your school?**



▼ 1 from last survey

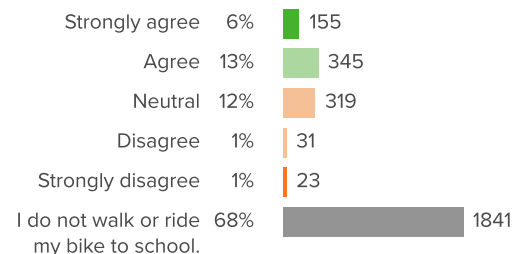
Favorable: **78%**

**Q.5: For bus riders: I feel safe when I ride the school bus.**



Favorable: **54%**

**Q.6: If you walk or ride your bike to school: I feel safe on my way to school.**

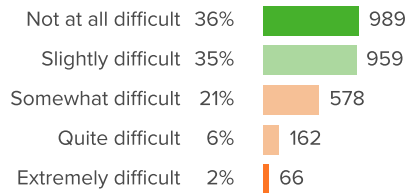


Favorable: **40%**



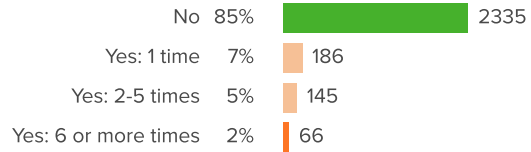


**Q.7: If a student is bullied in school, how difficult is it for them to get help from an adult?**



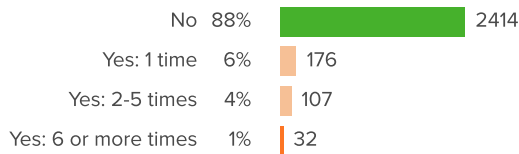
▲ 1 from last survey Favorable: **71%**

**Q.8: During the past 12 months, have you experienced cyberbullying - for example, has someone used the computer, the internet, a cell phone, or other device to do something mean or hurtful to you on purpose?**



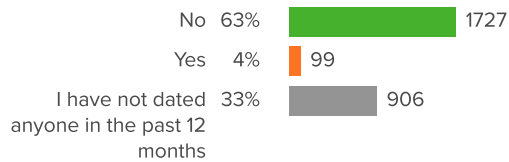
▲ 2 from last survey Favorable: **85%**

**Q.9: During the past 12 months have other students threatened, harassed or hurt you one or more times on school property?**



▲ 1 from last survey Favorable: **88%**

**Q.10: During the past 12 months, have you been physically hurt on purpose by someone you were dating or going out with?**



▼ 1 from last survey Favorable: **95%**



# Sense of Belonging

Your average

# 77%

2,789 responses

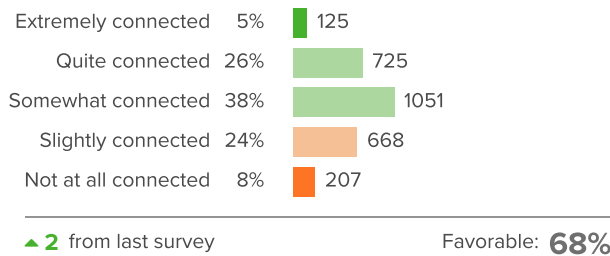
Change

# ▲ 2

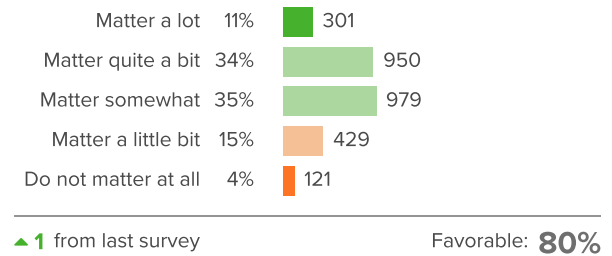
since last survey

## How did people respond?

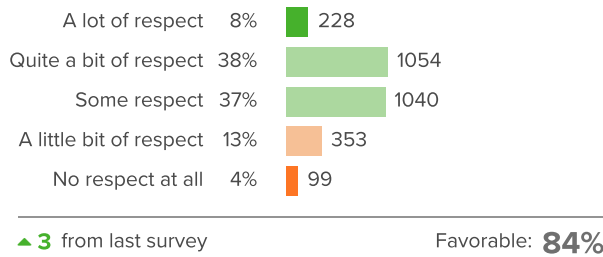
### Q.1: How connected do you feel to the adults at your school?



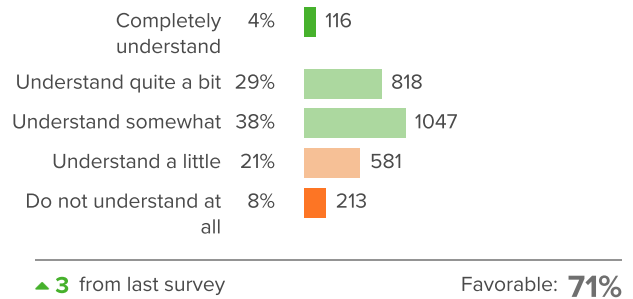
### Q.2: How much do you matter to others at this school?



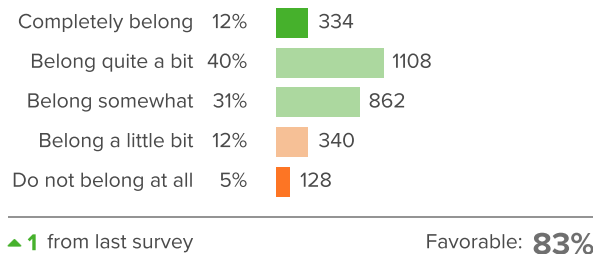
### Q.3: How much respect do students in your school show you?



### Q.4: How well do people at your school understand you as a person?



### Q.5: Overall, how much do you feel like you belong at your school?





# Supportive Relationships

Your average

**84%**

2,789 responses

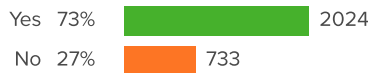
Change

**▲ 1**

since last survey

## How did people respond?

**Q.1: Do you have a teacher or other adult from school who you can count on to help you, no matter what?**



▲ 0 from last survey

Favorable: **73%**

**Q.2: Do you have a family member or other adult outside of school who you can count on to help you, no matter what?**



▲ 1 from last survey

Favorable: **94%**

**Q.3: Do you have a friend from school who you can count on to help you, no matter what?**



▲ 1 from last survey

Favorable: **90%**

**Q.4: Do you have a teacher or other adult from school who you can be completely yourself around?**



▲ 1 from last survey

Favorable: **66%**

**Q.5: Do you have a family member or other adult outside of school who you can be completely yourself around?**



▲ 1 from last survey

Favorable: **90%**

**Q.6: Do you have a friend from school who you can be completely yourself around?**



▲ 1 from last survey

Favorable: **92%**



# Teacher-Student Relationships

Your average

# 52%

2,789 responses

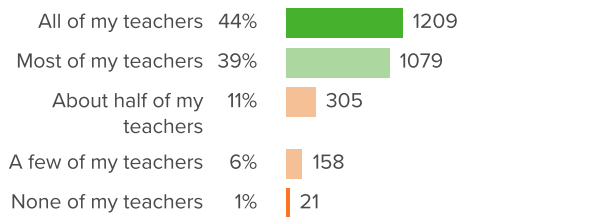
Change

# ▲ 1

since last survey

## How did people respond?

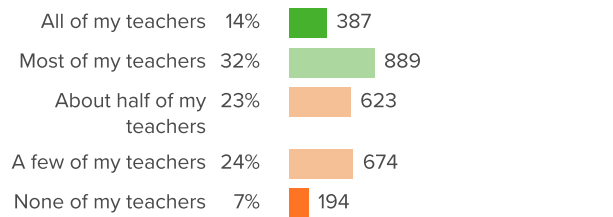
### Q.1: How many of your teachers are respectful towards you?



▲ 0 from last survey

Favorable: **83%**

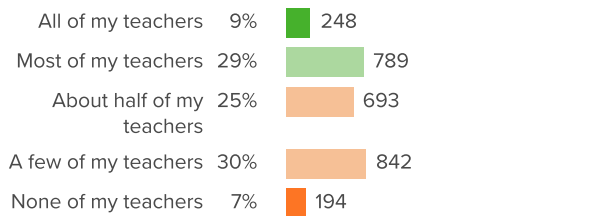
### Q.2: If you walked into class upset, how many of your teachers would be concerned?



▲ 0 from last survey

Favorable: **46%**

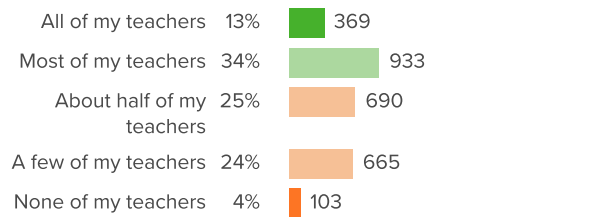
### Q.3: If you came back to visit class three years from now, how many of your teachers would be excited to see you?



▲ 1 from last survey

Favorable: **37%**

### Q.4: When your teachers ask how you are doing, how many of them are really interested in your answer?

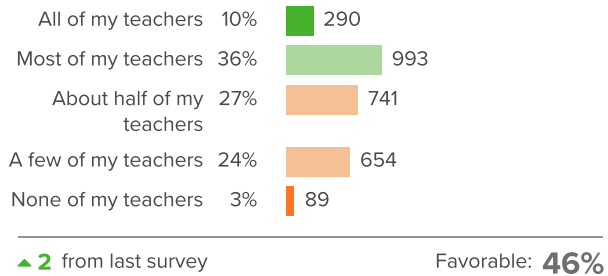


▲ 1 from last survey

Favorable: **47%**



**Q.5: How many of your teachers would you be excited to have again in the future?**

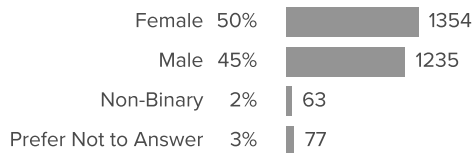




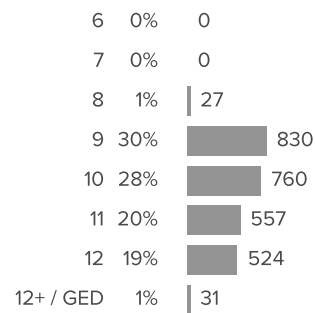
# Background Questions

## How did people respond?

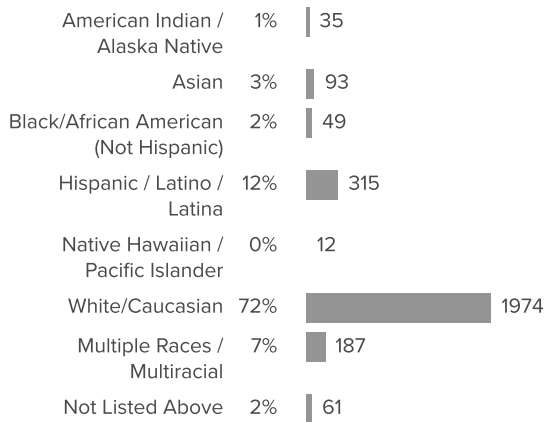
### Q.1: What is your gender?



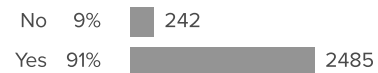
### Q.2: What grade are you in?



### Q.3: What is your race or ethnicity?



### Q.4: Is English your first language?



### Q.5: Are you involved in any extracurricular activities at your school?

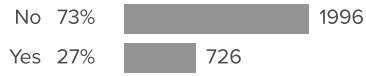


### Q.6: Are you involved in any extracurricular activities outside of school? (club sports, youth groups, etc.)





**Q.7: Do you receive gifted and talented (GT) services and/or have an advanced learning plan (ALP)?**



**Q.8: Do you receive special education services?**

